



Weekly learning pack

Year 2

English

Task 1

Mr

hold

everybody

children

again

any

Christmas

eye

our

Mrs

Practice the spelling and write them in some interesting sentences.

Write the spellings in CAPITALS.

Write the spellings in bubble writing.

Task 2

Write some sentences using noun phrases about this picture.



Task 3

Can you describe these Easter pictures using expanded noun phrases? Try to make your adjectives interesting.



The fluffy, golden chick



Task 4

Try to answer these questions using clues from the picture.



1. How is the little girl feeling? How do you know?

2. What do you think she has been doing?

3. What do you think the weather is like?

4. What do you think she might do next?

Maths

Task 1

Practice your
times tables.

How many can
you complete in
5 minutes?
2 minutes?

4x10	1x5	2x10	6x5	8x10	9x10	5x10	3x5	7x5	5x5
4x5	3x10	10x10	11x10	7x10	8x5	10x5	2x5	9x5	12x10
12x5	6x10	11x5	1x10	11x5	2x10	7x5	6x10	9x10	2x5
12x10	5x5	4x10	10x5	7x10	4x5	11x10	5x10	6x5	8x10
3x5	8x5	12x5	10x10	1x10	1x5	3x10	9x5	1x5	12x5
11x10	8x10	10x10	11x5	7x10	4x5	1x10	4x10	3x10	10x5
2x5	12x10	9x10	9x5	7x5	6x10	3x5	2x10	6x5	8x5
5x10	5x5	12x5	1x10	11x5	4x10	9x5	11x10	1x5	9x10
8x5	7x5	10x5	5x5	12x10	6x5	10x10	3x5	6x10	4x5
7x10	2x10	3x10	8x10	2x5	5x10				

Task 2

one day before

Monday

three days before

Wednesday

five days before

Thursday

one day after

three days after

five days after

Task 3

A shop sells bags of tennis balls in packs of 5.



In a week the shop sells 35 balls.

How many packs of tennis balls are sold?

Write your own word problem using multiplication.

Task 4

Here are some 2D shapes:



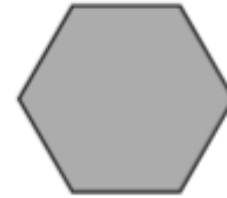
triangle



oblong



square



hexagon

Write the name of each shape in the correct column below.

Has 4 sides	Does not have four sides

How many different shapes can you find in your house?

Curriculum
(Geography or
History)

Task 1

Draw a map of the area around your home. Can you draw a map of how you get from your home to school or a special place

Use the checklist to help you check you have used all the key features of a sketch map.



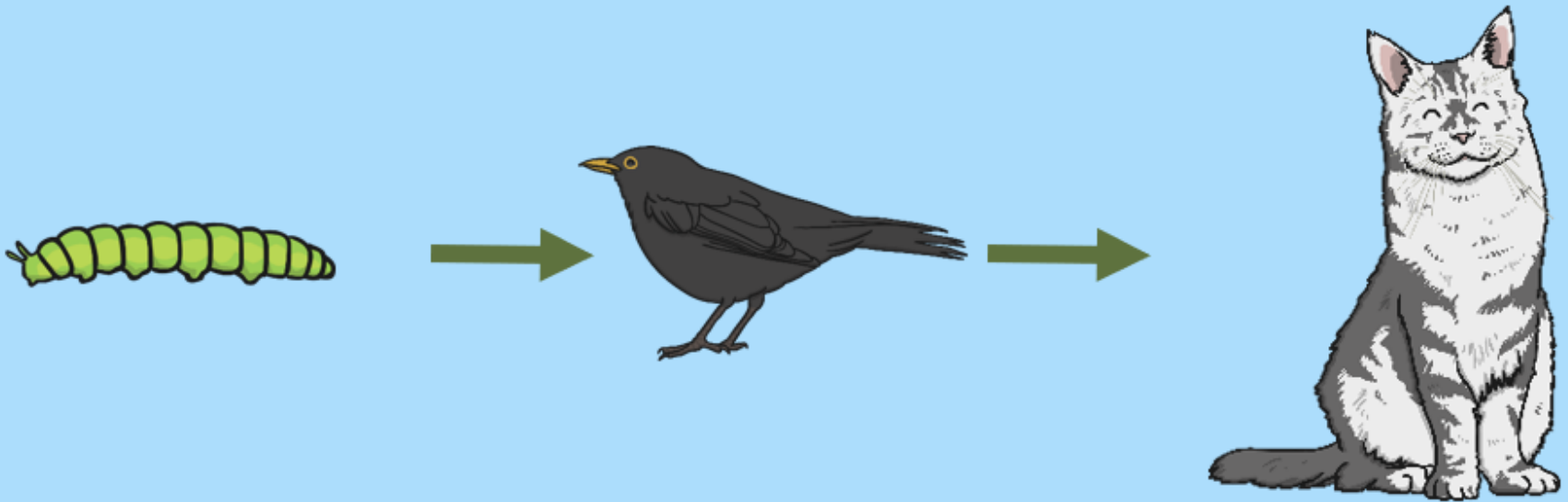
- A title
- A key
- Map symbols
- Colours to show different things
- Compass rose

Science

Reminder

The arrows in a food chain mean '**is eaten by**'.


Can you name which animal is eating which in the food chain below?



Task 1

Rearrange these living things to make two food chains.

Which habitats do these food chains belong in?



Don't forget to draw your arrows

Challenge: Can you create your own food chain with 4 living things