



# Weekly learning pack

Year 1

# English

**Remember, if you get stuck it is okay to ask for help!**

Remember our sentence system.

Pencil down. Paper in front of us.

A sentence starts in our head - so think about what you want to say.

Say it.....say it again and check it makes sense.

Say it again and count the words.

Pick up your pencil and write it down.

Read it back and check it makes sense.

## Task 1

Your diary must be getting pretty full by now. If you have not started to write one, it is not too late to start. You do not have to write lots and lots – a sentence or two is better than nothing, and you can make it all up if you like.

What strange things have you come up with to fill it with?

Don't forget to doodle in it as well, I know how you all like drawing.

Example:

Monday 13<sup>th</sup> April.

What a doughnut Mr J is, I forgot that it was a Bank Holiday and sat waiting for the bin men all day! It has become the highlight of my week. While I was sat waiting I saw Superman flying into the neighbours garden and he hung their washing out for them.


Tuesday 14<sup>th</sup> April.

The bin men were not paying attention and accidentally put me in the lorry instead of the bin. It was so stinky! Luckily they let me out in time for my tea.



## Task 2

This term we are looking at the story Handa's Surprise.



What predictions can you make about the story?

Remember, a predication is just a fancy word for a guess.

What questions do you have about the book?

Example:

I predict the story will be about a girl called Handa and an animal.

Who is Handa? What does she do? Where is the story?

Don't forget what we think about when we do this in class:

**Who**

**What**

**Where**

**When**

**Why**

### Task 3

Here is a link to a video of someone reading Handa's Surprise.

[https://www.youtube.com/watch?v=XyIV\\_xYi0as](https://www.youtube.com/watch?v=XyIV_xYi0as)

Were your predictions right? Can you answer the questions you had?

Your task is to sequence the story and write Handa's Surprise in your own words. I have included some pictures to help you. Put them in order and think about what is happening in each picture to help with building your sentences.



Do not worry if you forget some details – a great writer does not need to tell us every little thing.

### **Challenge:**

Can you rewrite the story in three sentences?

## Task 4

Oh no, Mr J has forgotten how to write...

Can you correct his sentence? There are 5 mistakes to correct – find them and write the sentence out properly.

it woz a sunny day and handa went to see  
herfriend?

### **Challenge:**

Can you improve the sentence?

Think about making the noun phrases better.

# Phonics

**Remember, if you get stuck it is okay to ask for help!**

Blendonauts, don't forget our mission to seek out and find new words by segmenting and blending.

Remember how we do things in class, segment and blend the words using our awesome dance moves.

Next, write the word down, using the dance moves to help you segment and blend.

Then add the sound buttons and bars to show how the word is segmented.

Practice the sounds, then the words that contain those sounds

Phase 4 – words with adjacent consonants

tr	sm	gr	pr
tree train trail track	smart small smell smash	green great growl groan	print prize April press

Phase 5a - digraphs

wh	ph	ew	ew	oe
when which wheel whisper	phonics photo graph phone	blew drew screw threw	few new stew knew	toe doe goes heroes



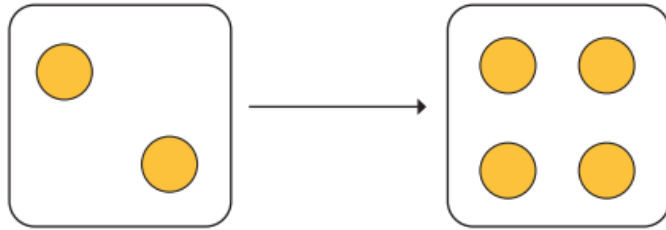
# Maths

Remember, if you get stuck it is okay to ask for help!

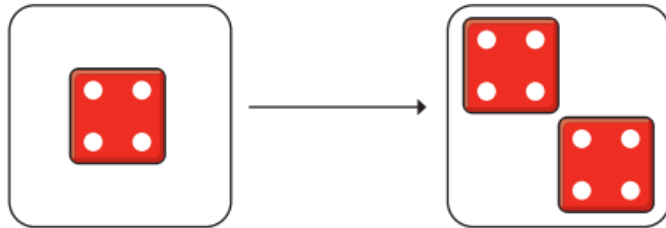
When you have done the questions, can you make your own up to test someone in your house?

## Task 1

Revising doubles – remember, our 2 times tables help us to double.



Double 2 is



Double  is

Match the doubles to the additions.

Double 3

Double 6

Double 10

Double 7

$6 + 6$

$7 + 7$

$3 + 3$

$10 + 10$

### **Challenge:**


If I double 4, then double my answer, what number will I get?

Write down how you worked it out – you can use addition, multiplication, or even pictures to help you.

## Task 2

### Revising Grouping by Making Equal Groups.

Here are some counters.



a) Circle groups of 2

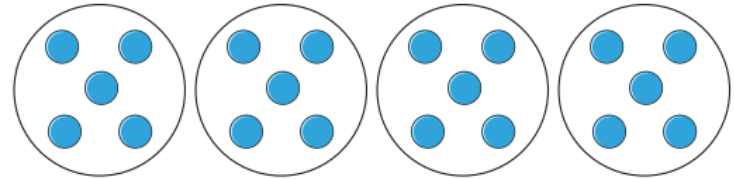
b) Complete the sentences.

There are  counters altogether.

There are  equal groups of 2 counters.

Complete the sentences.

a)




There are  counters altogether.

There are  equal groups of  counters.

### **Challenge:**

Here are 20 counters – how many different equal groups can you make?



Clue: Think about your times tables!

### Task 3

#### Revising Grouping by Sharing.

Rosie and Amir are sharing some sweets.



- a) Draw lines to share the sweets equally.
- b) How many sweets does each child get?

Each child gets  sweets.

8 sweets shared equally between 2 is

#### **Challenge:**

If Ron was sharing out apples instead of bananas, would the answers change?

Explain why.

Ron needs to share 20 bananas between 5 boxes.



How many bananas will there be in each box?

20 bananas shared between 5 boxes is

There will be  bananas in each box.

## Task 4

Revising Grouping – look at the questions and decide how to solve them. Do you need to make equal groups or do you need to share?

Here are some socks.



a) Draw lines to match the pairs of socks.


b) Complete the sentences.

There are  socks altogether.

There are  socks in each pair.

There are  pairs of socks.

Use 30 counters.



a) Share the counters between 2 friends.

How many counters does each friend get?

b) Share the counters between 5 friends.

How many counters does each friend get?

### **Challenge:**

Find some things in your house – can you make them into equal groups? How did you do it, did you group them, or did you share them?

# Curriculum (Geography)

Remember, if you get stuck it is okay to ask for help!

Mr J has managed to muddle up some of the words in his sentences. What a plonker! Can you put the words back in order so that his sentences make sense?  
Use Google to help you.

The capital of ngEanld is nodnoL.

The capital of salWe is fidfaCr.

The capital of otScndla is inbEdghur.

True or False? Belslow is the capital of Northern Ireland.

Match the flags to the correct country.

England



Wales



Scotland



Northern Ireland



# Science

Remember, if you get stuck it is okay to ask for help!



This week we are learning about different types of plants. You will need to remember the following definitions.

**Garden flowers**: these are the sorts of flowers that you will find in your garden and will normally be planted.

**Wild flowers**: these are flowers and plants that will grow naturally, and you will find them all over.

### Task 1.

Can you make a list of the different types of garden flowers you might be able to grow? How many can you get? I thought of 8 – can you beat my score?

Use Google to help you, or if you have lots of flowers in your garden, even better!

### Task 2.

When you go to the shops or for your daily exercise, look out for these wild flowers:

A flower with yellow petals.

A flower with white petals.

Can you find a bluebell?



What is the biggest plant you can see?