



# Weekly learning pack

Year 1

# English

**Remember, if you get stuck it is okay to ask for help!**

Remember our sentence system.

Pencil down. Paper in front of us.

A sentence starts in our head - so think about what you want to say.

Say it.....say it again and check it makes sense.

Say it again and count the words.

Pick up your pencil and write it down.

Read it back and check it makes sense.

## Task 1

I have had to start a new diary because I have written and doodled in it that much. How is yours looking? If you have not started to write one, it is not too late to start. You do not have to write lots and lots – a sentence or two is better than nothing, and you can make it all up if you like.

What weird and wonderful things can you come up with to write about?

Don't forget to doodle in it as well, I know how you all like drawing.

Example:

Wednesday 20<sup>th</sup> May.

Now that B&Q is open again I decided I would do some odd jobs around the house. I waited 4 days in the queue outside and then everything I needed had sold out!

Friday 22<sup>nd</sup> May.

I could not do my odd jobs around the house so I have swapped the house for a bouncy castle instead.



## Task 2

Write down all the questions you have about this picture and what you can see.



Don't forget what we think about when we do this in class:

**Who?**

**What?**

**Where?**

**When?**

**Why?**

### Task 3

Today I would like you to find an object around the house and think of words that rhyme with it – it can be anything at all. I have included an example below.

green leaves –  
shirt sleeves



houseplant –  
chants

soggy mud –  
Yorkshire pud

plant pot –  
polka dot

### **Challenge:**

Can you include some noun-phrases in your rhyming words?

## Task 4

Now that we have made a plan with rhyming words we can write a poem – this poem is different though, it has to be as silly as you can make it!

Once you are finished you could even draw a picture of the thing you are writing about.



### Houseplant

I have got a houseplant,  
That likes to sing and chant.  
It has long green leaves,  
Like it is wearing shirt sleeves.  
Sitting in its plant pot,  
Covered in polka dots.  
Eating a Yorkshire Pud,  
Made from soggy mud.

### **Challenge:**

Once you have finished, check your work – is there any way you could improve it?

# Phonics

**Remember, if you get stuck it is okay to ask for help!**

Blendonauts, don't forget our mission to seek out and find new words by segmenting and blending.

Remember how we do things in class, segment and blend the words using our awesome dance moves.

Next, write the word down, using the dance moves to help you segment and blend.

Then add the sound buttons and bars to show how the word is segmented.

Practice the sounds, then the words that contain those sounds

Phase 4 – words with adjacent consonants

dr	cr	br
draw	crab	brush
drip	creep	brown
drum	crack	bread
drink	crunch	brew

Phase 5a - digraphs

Add the digraphs to complete the words.

au	ey
___gust	donk___
___thor	turk___
___tumn	troll___
c___se	jock___



# Maths

Remember, if you get stuck it is okay to ask for help!

When you have done the questions, can you make your own up to test someone in your house?

# Task 1

## Measuring Mass.

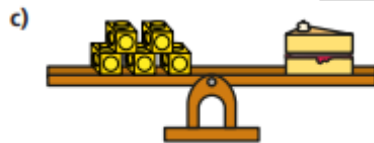
1 How much does each object weigh?



The banana weighs  cubes.



The tennis ball weighs  cubes.



The slice of cake weighs  cubes.

2 Draw cubes to balance the scales.

a) The toy car weighs 6 cubes.



b) The sweets weigh 4 cubes.



### **Challenge:**

If you have kitchen scales try weighing out some things in the kitchen.

Can you make predictions?

## Task 2

### Comparing Mass.

1 Which object is heavier?

Tick your answer.

a)



b)



c)



**Challenge:**

2 Look at the scales.



Choose a word to complete each sentence.

heavier

lighter

a) The orange is \_\_\_\_\_ than the cherries.

b) The apple is \_\_\_\_\_ than the orange.

c) The cherries are \_\_\_\_\_ than the apple.

d) The apple is \_\_\_\_\_ than the cherries.

3 The basketball is heavier than the football.

Draw cubes to complete the scales.



Is there more than one answer?

# Task 3

## Introducing Capacity and Volume.

1 a) Match the picture to the label.



empty

almost full

almost empty

full

b) Show 'almost full' and 'almost empty' another way.



almost full



almost empty

2 Choose a word to complete the sentence.

more

less



A has \_\_\_\_\_ than B.

A

B



A has \_\_\_\_\_ than B.

A

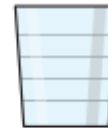
B

3 Show the volume in each glass.

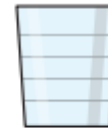
- A is nearly full.
- B is nearly empty.
- A has more than C.
- C has more than B.



A



B



C

Compare answers with a partner.

### Challenge:

What will hold more? A 330ml can of fizzy pop, or a 500ml bottle?

# Task 4

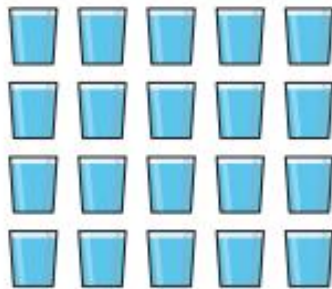
## Measuring Capacity.

1 4 glasses of water fill 1 jug.



a) How many glasses will fill 2 jugs?

b) Eva uses 20 glasses of water.



How many jugs can she fill?

Eva can fill  jugs.

2 Teddy pours these 6 glasses of juice.  
He uses a whole bottle of juice.



The bottle has a capacity of 6 glasses.

Do you agree with Teddy? \_\_\_\_\_

Talk about it with a partner.

3 It takes 8 glasses of water to fill a jug.



It takes 3 jugs of water to fill a bucket.



How many glasses of water fill a bucket?

What else can you find out?

### Challenge:

If a pint of milk pours into 4 glasses – how many glasses would you need to pour a pint of water into?

# Curriculum

## (History)

Remember, if you get stuck it is okay to ask for help!

This week I want you to show off your researching skills as the fantastic historians that you are!

We are going to be learning all about William Wilberforce – you may have heard of him before, but can you answer these questions?



You can use books, YouTube, Google, or even just ask people what they know about him.

How long ago was William Wilberforce born?

Where was he born?

Why is he famous?

What is a slave?

Happy hunting, and don't forget to write your answers down – you will need them over the next few weeks.

Just for fun, why not try drawing a picture of him?



# Science

Remember, if you get stuck it is okay to ask for help!



We are going to be carrying on our learning about the seasons, but can you work out which ones we will be focusing on? Unjumble the words to find out.....

i s p n g r

u m e r m s

Can you remember what changes with the seasons? What has it been like outside this last 2 weeks?

Match the weather to the correct season to fill the table. Can you think of more?

	Spring	Summer	
sunny			dry
wet			clouds
warm			hot

Just for fun, can you draw and colour what a tree looks like in Spring and Summer?